



DNA
d-night-audio

DNA

d-night-audio

Introduction

Thank you dear customer for purchasing our ***DEVIL'S LETTUCE*** Impulse Response package!

This pack contains impulse responses of the *Swamp Thang* and *Cannabis Rex* 12 Inch 8 Ohm speakers from Eminence.

The goal with our **musicians pack** is to give you the essence of these speakers without throwing thousands of useless impulse responses into your face. So we put in the work and searched for the best positions for the best mics, combinations and blends to give you a broad variety of useful and mix-ready tones.

how to use

Our impulse responses come as wav files at 24bit and in sample-rates of 44.1khz, 48khz, 88.2khz and 96khz. Everything is organized in folders for each sample-rate. This way we provide compatibility with a wide variety of software and hardware devices.

For use in a DAW you need an IR loader plugin of some sort or your amp simulation has a cab section where you can switch off the internal cab simulation and load external IRs.

For use with the *Kemper Profiler* simply use the *Kemper Rig Manager* and drag and drop our 44.1khz formatted IRs directly to your desired preset. If you use a hardware IR loader like the *Two Notes Torpedo* please check if the device supports wav formatted files.

If you run into trouble send us an E-Mail at **support@d-night-audio.com**

how to choose

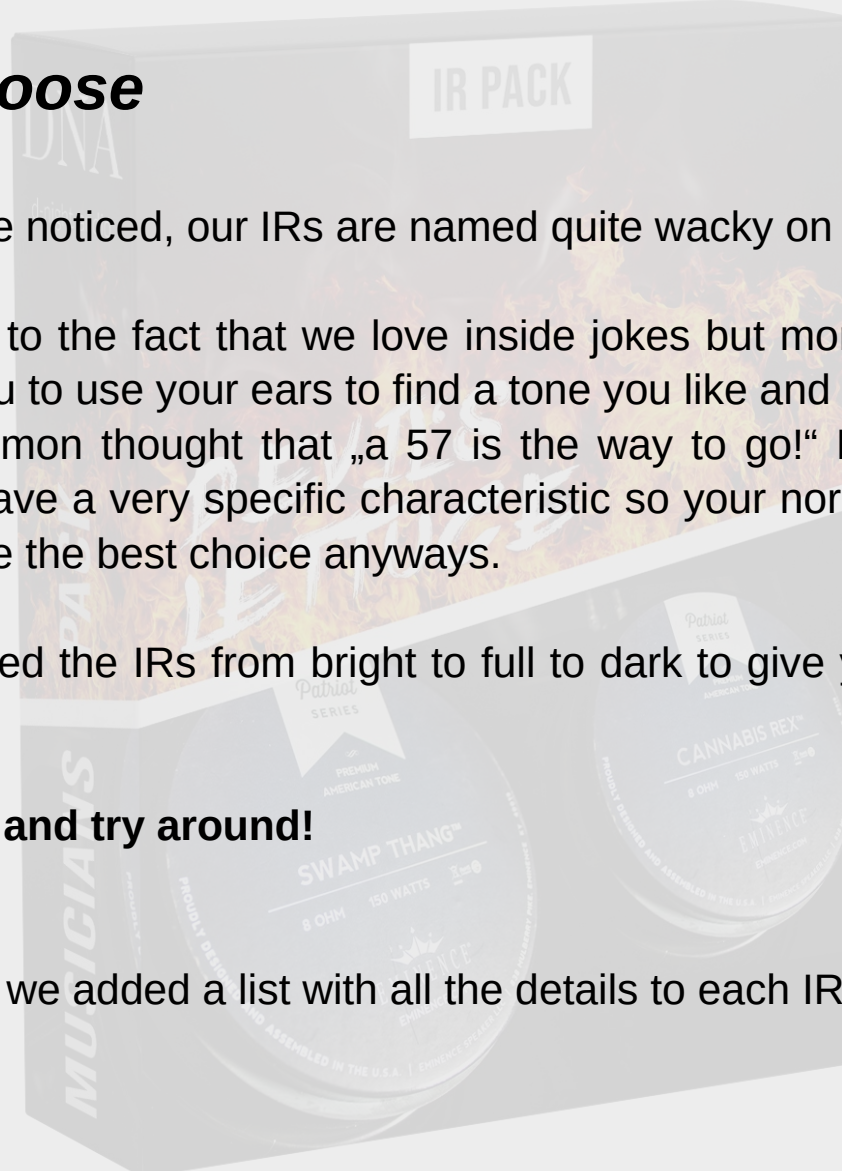
As you have noticed, our IRs are named quite wacky on most parts.

This is due to the fact that we love inside jokes but more importantly we want you to use your ears to find a tone you like and not be guided by the common thought that „a 57 is the way to go!“ Besides, both speakers have a very specific characteristic so your normal go-to mic might not be the best choice anyways.

But we sorted the IRs from bright to full to dark to give you at least a little guide.

So go wild and try around!

No worries, we added a list with all the details to each IR below.



lists lists lists

Nr	Name	Speaker + Mic
1	Raw Standard	Cannabis Rex + SM57
2	Fat Standard	Swamp Thang + SM57 Cannabis Rex + m160
3	Perfect 10	Swamp Thang + SM57 Swamp Thang SM58
4	Almost There	Cannabis Rex + e609
5	Chubby Neighbour	Cannabis Rex + SM58
6	Weird Cousin	Swamp Thang + i5
7	Fat Burger	Cannabis Rex + SM57
8	Downkick	Cannabis Rex + D6
9	Rawry Mcbright	Cannabis Rex + SM57
10	Full Fatness	Swamp Thang + D6 Cannabis Rex + D112
11	Nasty Feet	Swamp Thang + D112 Cannabis Rex + D6
12	Grindr	Cannabis Rex + m160 Swamp Thang + SM57
13	Raw Meat	Cannabis Rex + m160 Cannabis Rex + i5

lists lists lists

Nr	Name	Speaker + Mic
14	Just a Swamp	Swamp Thang + SM57
15	Sludge There It Is	Cannabis Rex + i5
16	In The Nutzz	Cannabis Rex + D112
17	Wilderness	Swamp Thang + i5 Swamp Thang D2
18	Big Footprints	Cannabis Rex + D6 Swamp Thang + m160
19	Jurassic Ribs	Cannabis Rex + m160
20	Primal Rage	Cannabis Rex + D2 Cannabis Rex + i5
21	Crunch Choc	Swamp Thang + e609 Cannabis Rex + i5
22	Stoned Puppy	Cannabis Rex + SM57
23	One Out	Swamp Thang + SM58
24	Road To North	Cannabis Rex + SM57
25	Dirty Fjord	Swamp Thang + m160
26	Darkest Darks	Cannabis Rex + SC140

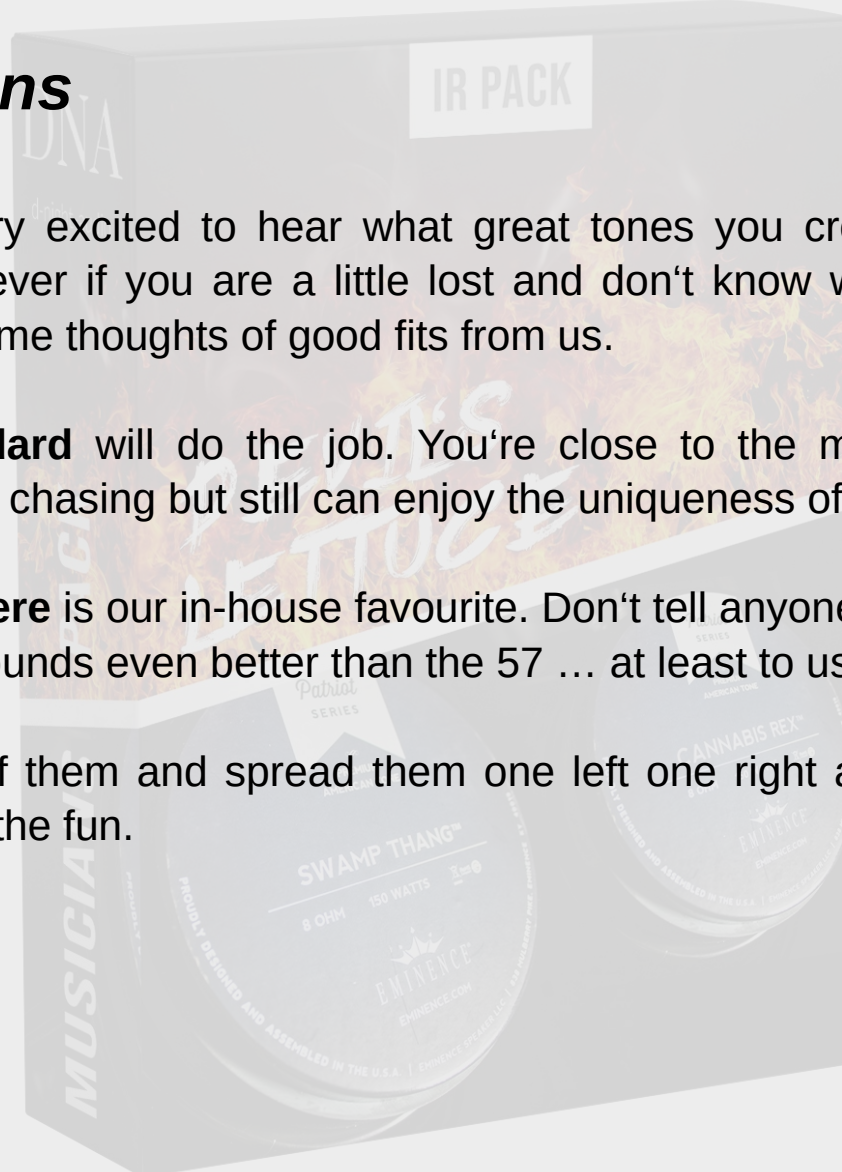
suggestions

We are very excited to hear what great tones you create with our pack. However if you are a little lost and don't know where to start here are some thoughts of good fits from us.

Raw Standard will do the job. You're close to the modern sound everyone is chasing but still can enjoy the uniqueness of the speaker.

Almost There is our in-house favourite. Don't tell anyone but this time the e609 sounds even better than the 57 ... at least to us.

Use both of them and spread them one left one right and you have even more the fun.



suggestions

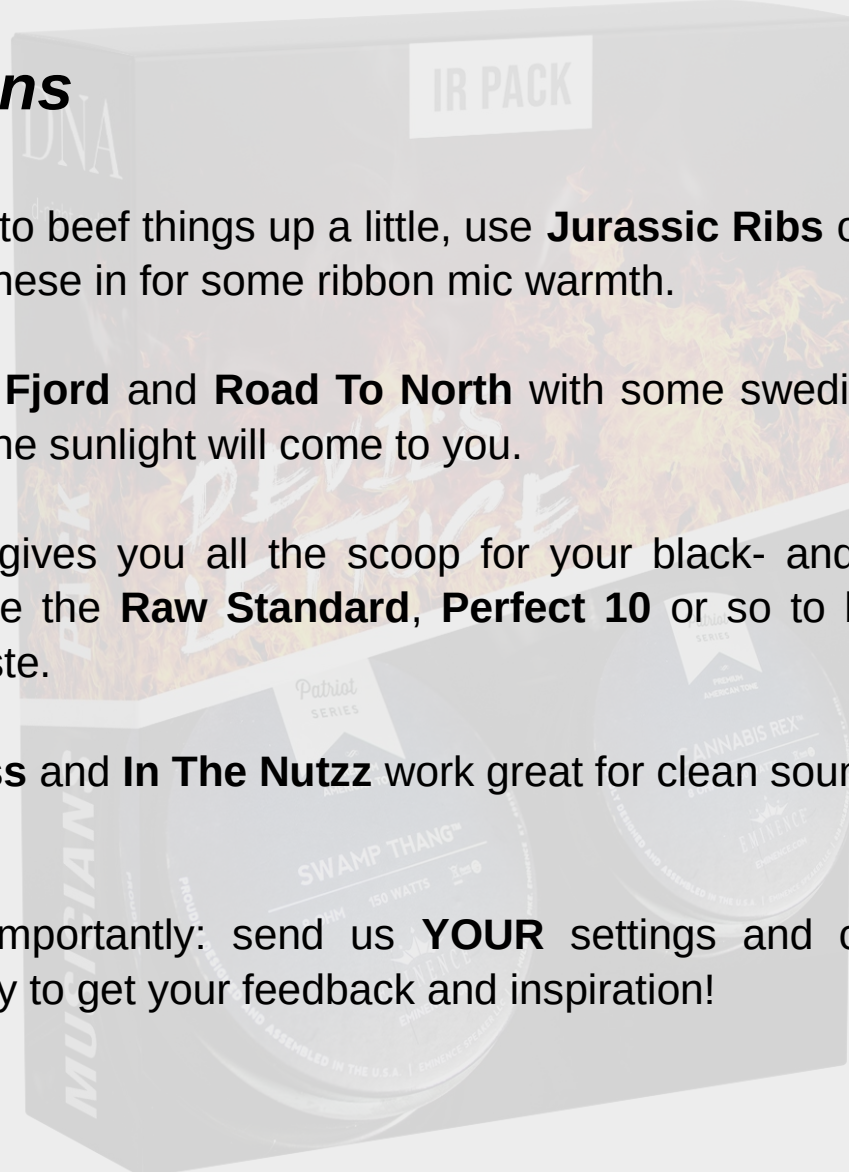
If you want to beef things up a little, use **Jurassic Ribs** or **Dirty Fjord** and blend these in for some ribbon mic warmth.

Feed **Dirty Fjord** and **Road To North** with some swedish chainsaw-tones and the sunlight will come to you.

Downkick gives you all the scoop for your black- and death-metal desires. Use the **Raw Standard**, **Perfect 10** or so to blend in mid-range to taste.

Full Fatness and **In The Nutzz** work great for clean sounds.

But most importantly: send us **YOUR** settings and combinations. We're happy to get your feedback and inspiration!



background info

All IRs were made playing a sine-sweep through the cab. The recordings were then processed with the *Voxengo Deconvolver* software that also does some features like phase alignment and removing buzz.

Because of the phase alignment all IRs should work well with other products out of the box if they did their phase adjustment properly. We used a modest hi- and low-pass and VERY slight EQ adjustments to shape out all the goodness of each tone.

As for preamps we used a *Warm Audio WA73-EQ* or a *Invisible Mic-Preamp* by *Behringer* if we felt for a more grainy tone. The Power-Amp we fed the cab with was a *Seymour Duncan Powerstage 200*.

Since we wanted to do something different than the *Mesa Oversized V30* setup anyway we chose a 4x12 *Harley Benton* cab to frankenstein the speakers into.

Disclaimer

All names of amps, microphones, speakers and other gear or brands are trademarks owned by their respective manufacturers and are not in any way affiliated with d-night-audio. Mentions here are only to describe the gear used to create the product.

We deeply thank *Eminence* for giving permission to use picture content of their products.

Visit us at [**d-night-audio.com**](http://d-night-audio.com) for more great stuff!

